

PVC PIPE PERFORATION SPECIFICATIONS

PVC DRAINAGE PIPE ASTM D-2729

*Pert styles 1, 2 and 3 available

Size	O.D.	Wall	Length	Rows of Perforations	Hole Size	Hole Spacing Per Row Inches
3	3.250	.070	10'	2	5/8"	5
4	4.215	.75	10'	2	5/8"	5
6	6.275	.100	10'	2	5/8"	5

PVC HIGHWAY UNDERDRAIN SYSTEMS ASTM F-758/D-3034

*Pert style 4 available

Size	O.D.	Wall	Length	Rows of Perforations	Hole Size	Hole Spacing Per Row Inches
4	4.215	.120	10'	4	1/4"	3
6	6.275	.180	10'	4	1/4"	3

PVC SDR 35 SEWER PIPE ASTM D-3034

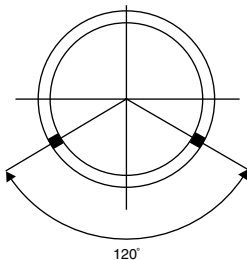
*Pert styles 1 and 2 available

Size	O.D.	Wall	Length	Rows of Perforations	Hole Size	Hole Spacing Per Row Inches
4	4.215	.120	10'	2	5/8"	5
6	6.275	.180	10'	2	5/8"	5

PERFORATION STYLES

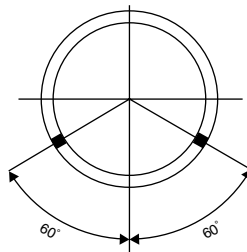
#1

Typical 2-Row Pattern
Conforms to ASTM D-2729



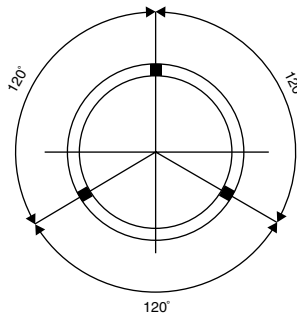
#2

3-hole 60°



#3

3-hole 120°



#4

Typical 4-Row Pattern
Conforms to ASTM F-758

